Valvola di blocco bilanciata doppia in linea con circuito rigenerativo serie 275
Dual overcenter valve in line with regenerative circuit "275 series"

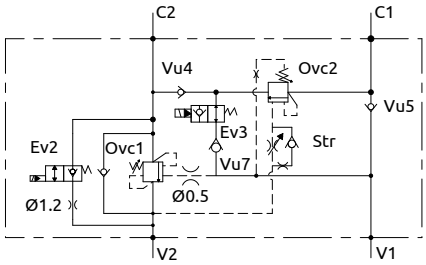

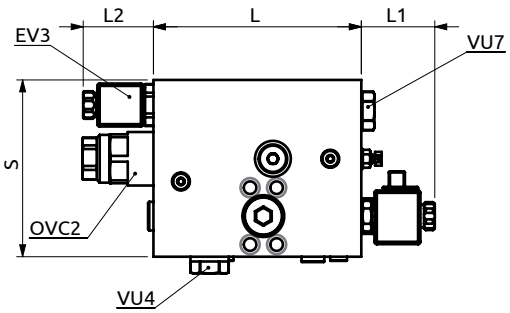

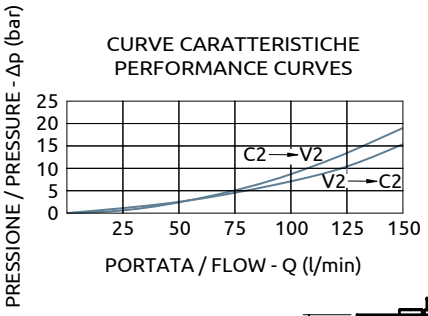

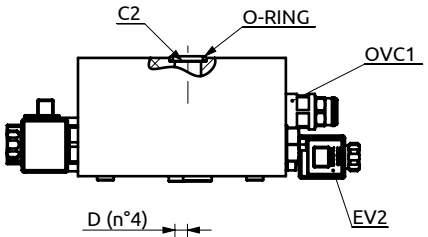

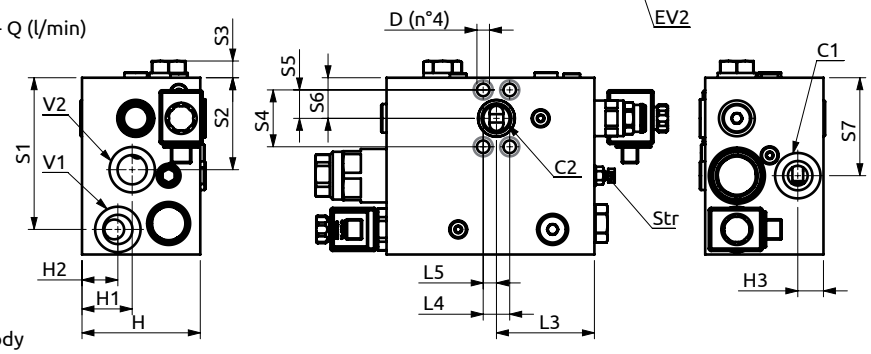

Corpo in alluminio / Aluminium body

B070660.07.00	174	~62	~59	82	22.2	11.1	148	127	77	14	47.6	23.8	34	82	99	42	30	21.5	Ø10.5	OR 24.99x3.53
COD.	L	L1	L2	L3	L4	L5	S	S1	S2	S3	S4	S5	S6	S7	H	H1	H2	H3	D	O-RING



DESCRIZIONE	DESCRIPTION
La valvola oltre alle normali funzioni delle valvole di blocco permette di sommare l'olio scaricato dal lato stelo alla portata della pompa, permettendo di velocizzare l'uscita stelo. Durante lo sfilo la spinta del cilindro equivale alla sola pressione agente sulla sezione dello stelo.	The valve combines the normal functions of the overcentre valves with the regenerative function, adding the return flow from the rod side to the pump flow, to reduce the extension time. During the extension, the thrust of the cylinder matches only the pressure operating on the rod section.

Codice Ordinazione	Rapporto di Pilotaggio	Campo di Taratura		Taratura Standard	Incremento per Giro	Portata Massima	Pressione Max	Dimensione Porte		Peso
Ordering Code	**Pilot Ratio**	**Pressure Range**		**Standard Setting**	**Pressure Increase**	**Max Flow**	**Max Pressure**	**Port Size**		**Weight**
B070660.07.00	4:1	1	100-350 bar	350 bar	108 bar/turn	150 l/min	350 bar	V1, V2, C1	3/4"G	9 kg
		2	100-350 bar	350 bar	70 bar/turn			C2	Ø22	